

Liberty University
LUO Canvas Survey 1 (202040D)

Course: EDUC730_D09_202040: EDUC730: Issues & Trends in Learning Technologies (D09)-
 EDUC730_D09_202040

Instructor: Dorothy Kropf *

Response Rate: 5/15 (33.33 %)

1 - Rate your current experience using Canvas.(1 being Very Dissatisfied and 10 being Very Satisfied)					
Response Option	Weight	Frequency	Percent	Percent Responses	
10	(10)	3	100.00%		10.00
				0 25 50 100	Question
Response Rate		Mean		STD	Median
3/15 (20.00%)		10.00		0.00	10.00

2 - Please explain your rating:	
Response Rate	3/15 (20%)
<ul style="list-style-type: none"> • I understand how to use Canvas now • Canvas is very user friendly and easy to navigate. • I find Canvas very easy to use. I also use Canvas daily with my school district. 	

3 - On your Dashboard, which of the following features have you used? (Click all that apply)					
Response Option	Weight	Frequency	Percent	Percent Responses	
Announcement Icon on Course Tile	(1)	3	100.00%		
Discussion Quick Link on Course Tile	(2)	3	100.00%		
Assignment Quick Link on Course Tile	(3)	3	100.00%		
To Do Section	(4)	3	100.00%		
To Do Section Recent Feedback (Grades)	(5)	2	66.67%		
Course Tile Customizations	(6)	1	33.33%		
Response Rate	3/15 (20%)				

4 - Did you view the assignment information? (Assignment Instructions, Grading Rubrics, etc.)					
Response Option	Weight	Frequency	Percent	Percent Responses	Means
Yes	(1)	3	100.00%		1.00
No	(2)	0	0.00%		
				0 25 50 100	Question
Response Rate		Mean		STD	Median
3/15 (20.00%)		1.00		0.00	1.00

5 - How did you view the assignment information? (Select all that Apply)					
Response Option	Weight	Frequency	Percent	Percent Responses	
Preview Icon (on the assignment page)	(1)	1	33.33%		
Click the Document Link to Download (on your assignment page)	(2)	3	100.00%		
Export All Button (on your dashboard)	(3)	1	33.33%		
Select Files from Course Menu	(4)	2	66.67%		
Response Rate	3/15 (20%)				

Liberty University
LUO Canvas Survey 1 (202040D)

Course: EDUC730_D09_202040: EDUC730: Issues & Trends in Learning Technologies (D09)-
 EDUC730_D09_202040
Instructor: Dorothy Kropf *
Response Rate: 5/15 (33.33 %)

6 - What is the primary way you navigate the course material?						
Response Option	Weight	Frequency	Percent	Percent Responses	Means	
The "Next" and "Previous" buttons	(1)	1	33.33%		2.00 	
The links within the Modules listing	(2)	1	33.33%			
The links from the Course Menu (Assignment, Quizzes, Files Links, etc.)	(3)	1	33.33%			
				0 25 50 100	Question	
Response Rate		Mean		STD		Median
3/15 (20.00%)		2.00		1.00		2.00

7 - Rank your experience completing the following actions:(1 being Very Difficult and 10 being Very Easy)						
Navigating Canvas						
Response Option	Weight	Frequency	Percent	Percent Responses	Means	
1(Very Difficult)	(1)	0	0.00%		10.00 	
2	(2)	0	0.00%			
3	(3)	0	0.00%			
4	(4)	0	0.00%			
5	(5)	0	0.00%			
6	(6)	0	0.00%			
7	(7)	0	0.00%			
8	(8)	0	0.00%			
9	(9)	0	0.00%			
10 (Very Easy)	(10)	3	100.00%			
Not Applicable	(0)	0	0.00%			
				0 25 50 100	Question	
Response Rate		Mean		STD		Median
3/15 (20.00%)		10.00		0.00		10.00

7 - Rank your experience completing the following actions:(1 being Very Difficult and 10 being Very Easy)						
Viewing Announcements						
Response Option	Weight	Frequency	Percent	Percent Responses	Means	
1(Very Difficult)	(1)	0	0.00%		10.00 	
2	(2)	0	0.00%			
3	(3)	0	0.00%			
4	(4)	0	0.00%			
5	(5)	0	0.00%			
6	(6)	0	0.00%			
7	(7)	0	0.00%			
8	(8)	0	0.00%			
9	(9)	0	0.00%			
10 (Very Easy)	(10)	3	100.00%			
Not Applicable	(0)	0	0.00%			
				0 25 50 100	Question	
Response Rate		Mean		STD		Median
3/15 (20.00%)		10.00		0.00		10.00

Liberty University
LUO Canvas Survey 1 (202040D)

Course: EDUC730_D09_202040: EDUC730: Issues & Trends in Learning Technologies (D09)-
 EDUC730_D09_202040

Instructor: Dorothy Kropf *

Response Rate: 5/15 (33.33 %)

7 - Rank your experience completing the following actions:(1 being Very Difficult and 10 being Very Easy)									
Locating your Syllabus									
Response Option	Weight	Frequency	Percent	Percent Responses	Means				
1(Very Difficult)	(1)	0	0.00%						
2	(2)	0	0.00%						
3	(3)	0	0.00%						
4	(4)	0	0.00%						
5	(5)	0	0.00%						
6	(6)	0	0.00%						
7	(7)	0	0.00%						
8	(8)	0	0.00%						
9	(9)	1	33.33%	█					
10 (Very Easy)	(10)	2	66.67%	█					
Not Applicable	(0)	0	0.00%						
Response Rate		Mean		STD		Median			
3/15 (20.00%)		9.67		0.58		10.00			

7 - Rank your experience completing the following actions:(1 being Very Difficult and 10 being Very Easy)									
Locating your Faculty Member Information									
Response Option	Weight	Frequency	Percent	Percent Responses	Means				
1(Very Difficult)	(1)	0	0.00%						
2	(2)	0	0.00%						
3	(3)	0	0.00%						
4	(4)	0	0.00%						
5	(5)	0	0.00%						
6	(6)	0	0.00%						
7	(7)	0	0.00%						
8	(8)	0	0.00%						
9	(9)	0	0.00%						
10 (Very Easy)	(10)	3	100.00%	█					
Not Applicable	(0)	0	0.00%						
Response Rate		Mean		STD		Median			
3/15 (20.00%)		10.00		0.00		10.00			

Liberty University
LUO Canvas Survey 1 (202040D)

Course: EDUC730_D09_202040: EDUC730: Issues & Trends in Learning Technologies (D09)-
 EDUC730_D09_202040

Instructor: Dorothy Kropf *

Response Rate: 5/15 (33.33 %)

7 - Rank your experience completing the following actions:(1 being Very Difficult and 10 being Very Easy)						
Sending Inbox Messages						
Response Option	Weight	Frequency	Percent	Percent Responses	Means	
1(Very Difficult)	(1)	0	0.00%		10.00	
2	(2)	0	0.00%			
3	(3)	0	0.00%			
4	(4)	0	0.00%			
5	(5)	0	0.00%			
6	(6)	0	0.00%			
7	(7)	0	0.00%			
8	(8)	0	0.00%			
9	(9)	0	0.00%			
10 (Very Easy)	(10)	3	100.00%			
Not Applicable	(0)	0	0.00%			
Response Rate				Mean	STD	Median
3/15 (20.00%)				10.00	0.00	10.00

7 - Rank your experience completing the following actions:(1 being Very Difficult and 10 being Very Easy)						
Completing the Course Requirements Checklist (CRC)						
Response Option	Weight	Frequency	Percent	Percent Responses	Means	
1(Very Difficult)	(1)	0	0.00%		10.00	
2	(2)	0	0.00%			
3	(3)	0	0.00%			
4	(4)	0	0.00%			
5	(5)	0	0.00%			
6	(6)	0	0.00%			
7	(7)	0	0.00%			
8	(8)	0	0.00%			
9	(9)	0	0.00%			
10 (Very Easy)	(10)	3	100.00%			
Not Applicable	(0)	0	0.00%			
Response Rate				Mean	STD	Median
3/15 (20.00%)				10.00	0.00	10.00

Liberty University
LUO Canvas Survey 1 (202040D)

Course: EDUC730_D09_202040: EDUC730: Issues & Trends in Learning Technologies (D09)-
 EDUC730_D09_202040

Instructor: Dorothy Kropf *

Response Rate: 5/15 (33.33 %)

7 - Rank your experience completing the following actions:(1 being Very Difficult and 10 being Very Easy)						
Accessing the Course Textbook						
Response Option	Weight	Frequency	Percent	Percent Responses	Means	
1(Very Difficult)	(1)	0	0.00%		10.00	
2	(2)	0	0.00%			
3	(3)	0	0.00%			
4	(4)	0	0.00%			
5	(5)	0	0.00%			
6	(6)	0	0.00%			
7	(7)	0	0.00%			
8	(8)	0	0.00%			
9	(9)	0	0.00%			
10 (Very Easy)	(10)	3	100.00%			
Not Applicable	(0)	0	0.00%			
				0 25 50 100	Question	
Response Rate			Mean	STD	Median	
3/15 (20.00%)			10.00	0.00	10.00	

7 - Rank your experience completing the following actions:(1 being Very Difficult and 10 being Very Easy)						
Locating your Assignment Information (Assignment Instructions and Grading Rubrics)						
Response Option	Weight	Frequency	Percent	Percent Responses	Means	
1(Very Difficult)	(1)	0	0.00%		10.00	
2	(2)	0	0.00%			
3	(3)	0	0.00%			
4	(4)	0	0.00%			
5	(5)	0	0.00%			
6	(6)	0	0.00%			
7	(7)	0	0.00%			
8	(8)	0	0.00%			
9	(9)	0	0.00%			
10 (Very Easy)	(10)	3	100.00%			
Not Applicable	(0)	0	0.00%			
				0 25 50 100	Question	
Response Rate			Mean	STD	Median	
3/15 (20.00%)			10.00	0.00	10.00	

Liberty University
LUO Canvas Survey 1 (202040D)

Course: EDUC730_D09_202040: EDUC730: Issues & Trends in Learning Technologies (D09)-
 EDUC730_D09_202040
Instructor: Dorothy Kropf *
Response Rate: 5/15 (33.33 %)

7 - Rank your experience completing the following actions:(1 being Very Difficult and 10 being Very Easy)					
Viewing Grades					
Response Option	Weight	Frequency	Percent	Percent Responses	Means
1(Very Difficult)	(1)	0	0.00%		10.00
2	(2)	0	0.00%		
3	(3)	0	0.00%		
4	(4)	0	0.00%		
5	(5)	0	0.00%		
6	(6)	0	0.00%		
7	(7)	0	0.00%		
8	(8)	0	0.00%		
9	(9)	0	0.00%		
10 (Very Easy)	(10)	3	100.00%		
Not Applicable	(0)	0	0.00%		
Response Rate		Mean		STD	Median
3/15 (20.00%)		10.00		0.00	10.00

7 - Rank your experience completing the following actions:(1 being Very Difficult and 10 being Very Easy)					
Viewing Grade Comments					
Response Option	Weight	Frequency	Percent	Percent Responses	Means
1(Very Difficult)	(1)	0	0.00%		10.00
2	(2)	0	0.00%		
3	(3)	0	0.00%		
4	(4)	0	0.00%		
5	(5)	0	0.00%		
6	(6)	0	0.00%		
7	(7)	0	0.00%		
8	(8)	0	0.00%		
9	(9)	0	0.00%		
10 (Very Easy)	(10)	3	100.00%		
Not Applicable	(0)	0	0.00%		
Response Rate		Mean		STD	Median
3/15 (20.00%)		10.00		0.00	10.00

8 - Describe your Canvas experience in one word:	
Response Rate	3/15 (20%)
<ul style="list-style-type: none"> • Great • Excellent • Effecient 	




9 - If you have additional feedback on your Canvas experience please provide it here:*Reminder: If you need additional Canvas support please visit www.Liberty.edu/Canvas or contact the IT HelpDesk at (866)447-2869.Thank you for your time in taking this survey.	
Response Rate	3/15 (20%)
<ul style="list-style-type: none"> • N/A • na • No additional feedback 	

Liberty University
LUO Canvas Survey 1 (202040D)

Course: EDUC730_D09_202040: EDUC730: Issues & Trends in Learning Technologies (D09)-
 EDUC730_D09_202040

Instructor: Dorothy Kropf *

Response Rate: 5/15 (33.33 %)

10 - Did you visit www.liberty.edu/Canvas to watch Canvas training tutorials?						
Response Option	Weight	Frequency	Percent	Percent Responses	Means	
Yes	(1)	2	66.67%		1.33 	
No	(2)	1	33.33%			
				0 25 50 100	Question	
Response Rate			Mean		STD	Median
3/15 (20.00%)			1.33		0.58	1.00